

AZAAN INTERNATIONAL SCHOOL

Grade - I

Activity Sheet- VI

Subject-MATHS

Name: _____ Class: ____ Sec: _____

CHAPTER NO: 6. SUBTRACTION

I. Fill in the blanks with the correct options.

1. The number decreases when we _____. (Add / subtract)
2. In subtraction the answer is called the _____.
(Difference / Sum)
3. In the equation $13 - 6 = 7$, the number six is the _____.
(Minuend / Subtrahend)
4. When we subtract zero from a number, the difference is the _____ itself. (Zero / number)
5. In subtraction, the minuend is always the _____ number. (Bigger / smaller)

II. Solve by drawing shapes, slanting lines and dots.

1. Rani has 12 chocolates. She gifted 2 chocolates to her friend. How many chocolates are left with Rani now?

Shapes



$$\square - \square = \square$$

RANI is left with _____ chocolates now.

2. I have 9 storybooks. I have read 3 storybooks. How many storybooks are left for me to read?

Slanting Lines



$$\square - \square = \square$$

I am left with _____ more storybooks to read.

3. There are 11 apples in the basket. Ali ate 5 apples. How many apples are left in the basket?

Dots



$$\square - \square = \square$$

There are _____ apples left in the basket.

III. Solve the following.

a. $10 - 2 = \underline{\quad}$ b. $14 - 7 = \underline{\quad}$ c. $12 - 0 = \underline{\quad}$

d. $13 - 4 = \underline{\quad}$ e. $18 - 10 = \underline{\quad}$ f. $8 - 0 = \underline{\quad}$

g. $11 - 8 = \underline{\quad}$ h. $20 - 0 = \underline{\quad}$ i. $5 - 3 = \underline{\quad}$


IV. Cross out the strawberries according to the number equation. Find the difference.




$$5 - 3 = \underline{\quad}$$




$$7 - 6 = \underline{\quad}$$




$$6 - 2 = \underline{\quad}$$



$$12 - 9 = \underline{\quad}$$




$$8 - 5 = \underline{\quad}$$

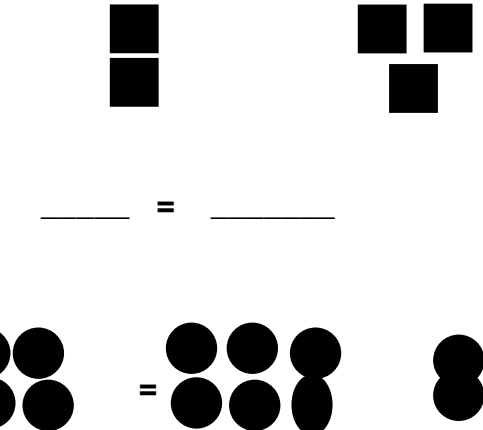


$$10 - 7 = \underline{\quad}$$


V. Look at the shapes and write the subtraction equation for each.

1. 


_____ - _____ = _____

2. 

_____ - _____ = _____

3. 

_____ - _____ = _____

4. 

_____ - _____ = _____

VI. Look at the picture given below and make Subtraction story. Write the number equation.

Subtraction Story: _____

_____ - _____ = _____

